

# TOP 15











## EXPORT MARKETS FOR THE U.S. [2023]

In 2023, businesses across the U.S. exported a total of \$3.05 trillion in goods and services all around the world, according to the U.S. Census Bureau and the Bureau of Economic Analysis, at the U.S. Department of Commerce.

1  <b>Canada</b> Exports \$354.3B	9  <b>Brazil</b> Exports \$44.6.3B
2  <b>Mexico</b> Exports \$322.7B	10  <b>France</b> Exports \$43.8B
3  <b>China</b> Exports \$147.7B	11  <b>Singapore</b> Exports \$42.4B
4  <b>Netherlands</b> Exports \$81.3B	12  <b>India</b> Exports \$40.3B
5  <b>Germany</b> Exports \$76.7B	13  <b>Taiwan</b> Exports \$39.9B
6  <b>Japan</b> Exports \$75.8B	14  <b>Belgium</b> Exports \$38.8B
7  <b>United Kingdom</b> Exports \$74.3B	15  <b>Australia</b> Exports \$33.5B
8  <b>South Korea</b> Exports \$65.0B	

# TOP 10

## EXPORT INDUSTRIES

1  <b>Transportation Equipment</b> \$294.8B	6  <b>Aerospace Products</b> \$130.5B
2  <b>Chemicals</b> \$278.0B	7  <b>Petroleum &amp; Coal Products</b> \$128.6B
3  <b>Computers &amp; Electronics</b> \$230.6B	8  <b>Pharmaceuticals &amp; Medicine</b> \$107.3B
4  <b>Oil &amp; Gas</b> \$184.2B	9  <b>Manufacturing</b> \$92.7B
5  <b>Machinery (Except Electrical)</b> \$165.9B	10  <b>Food &amp; Kindred Products</b> \$81.2B

See How American Exporters  
Are Making Waves Globally

Read their [success stories](#) today!

**EXIM**  
EXPORT-IMPORT BANK  
OF THE UNITED STATES